

Robust Steam Trap Portfolio for Drip, Tracing and Process Applications



Yarway™ Steam Traps
Thermodynamic, Thermostatic and Mechanical steam traps for a wide range of applications.



Drip and Tracer Steam Traps

Discharge of condensate from steam line drip, steam tracing, turbine drains and soot blowers in light to medium process applications.

Model	ANSI Ratings Pressure / Temperature	Technology	Sizes	Features & Benefits
711/721, 711/721 HC & 711/721 HP	600 psi / 750°F 41 bar / 400°C	Thermodynamic (Disc)	3/8, 1/2, 3/4, 1 in. DN 10, 15, 20, 25	In-line renewable capsules. Compact disc trap. Excellent choice for tracing and steam line drip.
29 / 29A	600 psi / 750°F 41 bar / 400°C	Thermodynamic (Disc)	3/8, 1/2, 3/4, 1 in. DN 10, 15, 20, 25	Simplified, integral seat disc trap with only three parts - body, disc, bonnet.
29S	300 psi / 750°F 21 bar / 400°C		1/4 in. DN 8	Small, compact, integral seat disc trap with "T" strainer. Designed for tracing.
129Y	400 psi / 750°F 28 bar / 400°C	Thermodynamic (Disc)	3/8, 1/2, 3/4, 1 in. DN 10, 15, 20, 25	Simplified, integral seat disc trap with wye strainer. Ideal for tracing or end of line steam line drip.
731/741 L	300 psi / 750°F 21 bar / 400°C	Thermodynamic (Piston)	1/2, 3/4, 1 in. DN 15, 20, 25	Compact, variable orifice trap, operable over a broad pressure range. Renewable in-line, with four capacity internals.
731/741 H	600 psi / 750°F 41 bar / 400°C		1/2, 3/4, 1 in. DN 15, 20, 25	
751/761 751/761 HP	600 psi / 750°F 41 bar / 400°C	Thermostatic (FTE)*	3/8, 1/2, 3/4, 1 in. DN 10, 15, 20, 25	Cyclic actuation provides efficient and easy to check operation. Renewable in-line, fail open.
PB-5, PB-40 & PB HP	600 psi / 750°F 41 bar / 400°C	Thermostatic (FTE)*	1/2, 3/4 in. DN 15, 20	Cyclic actuation for ease of checking, fail open design. Low cost for end of line drip or tracing service.
PB-5S, PB-40S	200 psi / 400°F 14 bar / 204°C			
B302	580 psi / 572°F 40 bar / 300°C	Thermostatic (Bimetallic)	1/2, 3/4, 1 in. DN 15, 20, 25	Energy-efficient steam traps for Drip & Tracing applications.
B303	580 psi / 572°F 40 bar / 300°C	Thermostatic (Bimetallic)	1/2, 3/4, 1, 1 1/2, 2 in. DN 15, 20, 25, 40, 50	Energy-efficient steam traps for Drip & Tracing applications.

*FTE = Filled Thermal Element

Model 721



Model 29



Model 129Y



Model 741



Model 751



Model PB-5



Model B302



Model B303



Emerson experts can conduct steam trap surveys or utilize our wireless steam trap monitoring solution to ensure proper steam trap operation and minimize steam loss.

Process Steam Traps

Discharge of condensate from shell and tube heat exchangers, tank coils, air heaters, platens, preheat coils and paper machines.

Model	ANSI Ratings Pressure / Temperature	Technology	Sizes	Features & Benefits
40D	600 psi / 750°F 41 bar / 400°C	Thermodynamic (Lever)	1/2, 3/4, 1 in. DN 15, 20, 25	Fast response, lever trap for condensate loads to 80,000 lb/hr.
40	600 psi / 750°F 41 bar / 400°C		1 1/2, 2, 3 in. DN 40, 50, 80	
151-A/151-AH (Angle)	300 psi / 750°F 21 bar / 400°C	Thermostatic (FTE)*	3/4 in. DN 20	Dual-range thermostatic trap with integral FTE pilot valve for fast response. Designed to fail open.
151-I/151-IH (In-line)	300 psi / 750°F 21 bar / 400°C	Thermostatic (FTE)*	3/4, 1 in. DN 20, 25	Dual-range thermostatic trap with integral FTE pilot valve for fast response. Designed to fail open.
AV5	600psi / 650°F 41 bar / 340°C	Thermostatic (FTE)*	1/2, 3/4 in. DN 15, 20	Designed to vent air from steam systems and improve warm-up and heat transfer rate. Cyclic FTE action helps provide positive closure. All stainless steel with integral screen.
F881	232 psi / 482°F 16 bar / 250°C	Float & Thermostatic	1/2, 3/4, 1, 1 1/2, 2 in. DN 15, 20, 25, 40, 50	Cast Iron traps designed for low to medium pressure process applications.
F883	538 psi / 572°F 37 bar / 300°C	Float & Thermostatic	1/2, 3/4, 1, 1 1/2, 2 in. DN 15, 20, 25, 40, 50	Steel traps designed for low to medium pressure process applications.
F884	232 psi / 482°F 16 bar / 250°C	Float & Thermostatic	1/2, 3/4, 1, 1 1/2, 2 in. DN 15, 20, 25, 40, 50	Stainless steel traps designed for low to medium pressure process applications.

*FTE = Filled Thermal Element

High Pressure Steam Traps

Discharge of condensate from steam line drips, turbine drains, soot blowers and high pressure process heaters.

Model	ANSI Ratings Pressure / Temperature	Technology	Sizes	Features & Benefits	
460	600 psi / 1000°F 41 bar / 538°C	Thermodynamic (Piston)	1/2, 3/4, 1 in. DN 15, 20, 25	Designed for high pressure with several capacity ratings available. The lowest capacity ratings are normally recommended for "drip" service. Higher capacity ratings for heavier loads. Designed to fail open. Full size integral strainer. Renewable factory assembled and preset quick change trim. Traps available with 1/2 in. socketweld blow-off connection for integral strainer.	
515	1500 psi / 1000°F 103 bar / 538°C	Thermodynamic (Piston)	1/2, 3/4, 1 in. DN 15, 20, 25		
460-D3	900 psi / 900°F 62 bar / 482°C	Thermodynamic (Disc)	1/2, 3/4, 1 in. DN 15, 20, 25		
515-D3	1500 psi / 900°F 103 bar / 482°C		1/2, 3/4, 1 in. DN 15, 20, 25		
C-250	600 psi / 1000°F 41 bar / 538°C	Thermodynamic (Piston)	1, 1 1/2, 2 in. DN 25, 40, 50		
C-260	1500 psi / 1000°F 103 bar / 538°C	Thermodynamic (Piston)	1, 1 1/2, 2 in. DN 25, 40, 50		
C-500	2500 psi / 1000°F 172 bar / 538°C	Thermodynamic (Piston)	1/2, 3/4, 1 in. DN 15, 20, 25		
546	4500 psi / 1000°F 310 bar / 538°C	Thermodynamic (Piston)	1 in. DN 25		
B308	1450 psi / 842°F 100 bar / 450°C	Thermostatic (Bimetallic)	1/2, 3/4, 1 in. DN 15, 20, 25		Energy-efficient traps for saturated and superheated steam applications.
B310	2321 psi / 1022°F 160 bar / 550°C	Thermostatic (Bimetallic)	1/2, 3/4, 1 in. DN 15, 20, 25		

Model 40D



Model 151-A



Model 151-IH



Model AV5



Model F881



Model F883



Model F884



Model 460



Model 515



Model 515-D3



Model C-250



Model C-260



Model C-500



Model 546



Model B308



Model B310



Universal Steam Traps

Model	ANSI Ratings Pressure / Temperature	Technology	Features & Benefits
UB300	693 psi / 752°F 47 bar / 400°C	Thermostatic (Bimetallic)	Stainless steel Bimetallic steam trap for drip and tracing applications. Used with Yarway™ Universal Connectors.
UF800	693 psi / 752°F 47 bar / 400°C	Float & Thermostatic	Stainless steel Float & Thermostatic steam trap suitable for various process equipment. Used with Yarway™ Universal Connectors.

Yarway™
Universal Connector



Model UB300 with
Universal Connector



Model UF800 with
Universal Connector



Sanitary Steam Traps

Model	Orifice Sizes	ANSI Ratings Pressure / Temperature	Technology	Sizes	Features & Benefits
ST600	5/32, 1/4, 5/16 in.	150 psig / 366°F	Thermostatic	1/2 - 3/4 in. and 1 - 1 1/2 in.	Self-draining, stainless steel steam trap with a self-centering valve for leak-tight shutoff. Bellows and SLR option for improved sensitivity. Easily disassembled for cleaning.
ST800	1/4, 5/16 in.	150 psig / 366°F	Thermostatic	1/2 - 3/4 in.	Universally configurable, self-draining, stainless steel trap with a self-centering valve for leak-tight shutoff. Bellows and SLR option for improved sensitivity. Easily disassembled for cleaning.

Yarway sanitary steam traps are FDA, USP Class VI and ASME BPE compliant.

Model ST600



Model ST800



Emerson Automation Solutions

Americas

McKinney, Texas 75070 USA
T +1 800 558 5853
T +1 972 548 3574

Stafford, Texas 77477 USA
T +1 281 274 4400

Europe






T +39 051 419 0611

Asia Pacific

T +65 6777 8211

Middle East / Africa

T +971 4811 8100

-  webadmin.regulators@emerson.com
-  Emerson.com
-  [Facebook.com/EmersonAutomationSolutions](https://www.facebook.com/EmersonAutomationSolutions)
-  [LinkedIn.com/company/emerson-automation-solutions](https://www.linkedin.com/company/emerson-automation-solutions)
-  [Twitter.com/emr_automation](https://twitter.com/emr_automation)

D352758X012 © 2019, 2021 Emerson Electric Co. All rights reserved 1/21.
Yarway is a mark owned by one of the companies in the Emerson Automation Solutions business unit of Emerson Electric Co.
The Emerson logo is a trademark and service mark of Emerson Electric Co. All other marks are property of their respective owners.
VCPBR-08599-EN 1/21



CONSIDER IT SOLVED™